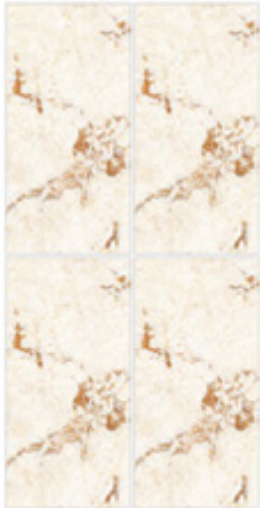



GLOSS^{FC}
FINISH | 600 X
1200
MILLIMETRE

Aclipe Gold





■ ● RANDOM
▲ ▲ DESIGN | LIGHT
WEIGHT | HIGH
STRENGTH | LOW
MAINTENANCE

Min. 3mm
Joint Recommended

GLOSS^{FC} | **600 X 1200**
FINISH | MILLIMETRE

Brecia Brown



● RANDOM DESIGN | ● LIGHT WEIGHT | ● HIGH STRENGTH | ● LOW MAINTENANCE


Min. 3mm Joint Recommended




Brecia Silver



GLOSS^{FC} | 600 X 1200
FINISH | MILLIMETRE

Calacutta Crema




● RANDOM | ● DESIGN |  LIGHT WEIGHT |  HIGH STRENGTH |  LOW MAINTENANCE

Min. 3mm
Joint Recommended

GLOSS^{FC} | 600 X 1200
FINISH | MILLIMETRE

Cosmo Crema



● RANDOM
▲ DESIGN

☾ LIGHT WEIGHT

⚡ HIGH STRENGTH

🔧 LOW MAINTENANCE

Min. 3mm
Joint Recommended

GLOSS^{FC} | **600 X 1200**
FINISH | MILLIMETRE

Cosmo White




● RANDOM DESIGN | ● LIGHT WEIGHT | ● HIGH STRENGTH | ● LOW MAINTENANCE

Min. 3mm
Joint Recommended

GLOSS^{FC} | 600 X 1200
FINISH | MILLIMETRE

Country Crema




● RANDOM DESIGN | ● LIGHT WEIGHT | ● HIGH STRENGTH | ● LOW MAINTENANCE

Min. 3mm Joint Recommended

GLOSS^{FC}
FINISH | 600 X
1200
MILLIMETRE

Crystal Beige




●● RANDOM
▲▲ DESIGN | LIGHT
WEIGHT | HIGH
STRENGTH | LOW
MAINTENANCE

Min. 3mm
Joint Recommended

GLOSS^{FC} | **600 X 1200**
FINISH | MILLIMETRE

Crystal Multy





● RANDOM | ● DESIGN | ● LIGHT WEIGHT | ● HIGH STRENGTH | ● LOW MAINTENANCE

Min. 3mm
Joint Recommended

GLOSS^{FC}
FINISH | 600 X
1200
MILLIMETRE

Ellora Silver



● RANDOM
▲ DESIGN | LIGHT
WEIGHT | HIGH
STRENGTH | LOW
MAINTENANCE

Min. 3mm
Joint Recommended

GLOSS^{FC} | 600 X 1200
FINISH | MILLIMETRE


Galaxy Bianco



● RANDOM DESIGN | ● LIGHT WEIGHT | ● HIGH STRENGTH | ● LOW MAINTENANCE

Min. 3mm Joint Recommended

Onix crema



Travertino Grey



GLOSS^{FC}
FINISH | 600 X
1200
MILLIMETRE

VALENTINO



●● RANDOM
▲▲ DESIGN | LIGHT
WEIGHT | HIGH
STRENGTH | LOW
MAINTENANCE

Min. 3mm
Joint Recommended




Viola Creema



GLOSS⁺ | **600 X 1200**
FINISH

MARBLE WHITE



■● RANDOM DESIGN |  LIGHT WEIGHT |  HIGH STRENGTH |  LOW MAINTENANCE

 Min. 3mm
Joint Recommended 

GLOSS^{FC}
FINISH | 600 X
1200
MILLIMETRE

Marbella White



● RANDOM
▲ DESIGN | LIGHT
WEIGHT | HIGH
STRENGTH | LOW
MAINTENANCE

Min. 3mm
Joint Recommended